



**Westerville Quilt Guild**

# NEWS

Volume 12, No 1 — January 2016

January is  
National Soup  
Month -  
warm up with  
some hot soup!

**January 26, 2016**

**Sue Meeks & Lisa Smith, Presidents-of-the-Month**




**Terri Brown, of the *Laughing Ewe*, presents**

## **Wool 101**

Since so many of our members enjoy working with wool, we thought it might be fun to use this as the theme for one of our coldest months of the year. Terri Brown is the owner of The [Laughing Ewe Quilting and Rug Hooking Shop](#) in Canal Winchester, and she will present an introductory wool program which she calls "Wool 101."

Terri will speak about choosing wool for various projects. She will explain what types of wool to buy and what to look for in terms of density and other characteristics. She will review terms associated with wool projects and even touch upon selecting, recycling, and processing Thrift Store wool. Since many quilters look for specific colors, Terri will explain how to dye wool. She will also talk about applique. Her program will conclude with a Q & A session, so bring your questions along!



 Terri will bring along an assortment of shop items for sale beginning at 6:30. She can accept cash, check or credit card. She is also offering our Guild members an in-store discount for two weeks (through February 9). Show your WQG membership card and receive 20% off all non-sale merchandise, including wool!

Join us for a cozy evening, which includes Door Prizes and maybe even a few surprises!

### **2016 Membership Dues**


At the January meeting, the Westerville Quilt Guild will continue to collect membership dues for 2016. For eleven meetings, the annual membership fee is \$20.00.



### **SOCIAL TIME - Meet and Greet - Arrive Early When You Can...**

Start gathering around 6:30. Greet friends & MEET new members. **Members:** This month make sure you find someone you would like to know better, a new member or guest, and introduce yourself. **New Members/Guests:** If you are a new member/guest, approach someone you don't know and introduce yourself. Learn a little about the other person and share a bit about yourself! We are a friendly bunch!

We meet on the 4th Tuesday of each month, 6:30 pm Social Time, 7:00 p.m. Meeting, at The Westerville American Legion Hall, 393 East College Avenue, Westerville, OH 43081, Web Site: <http://www.WestervilleQuiltGuild.com>, E-mail: [info@westervillequiltguild.com](mailto:info@westervillequiltguild.com)



Tickets for the "Color My World: Black & White" Raffle Basket will be on sale at the beginning of the meeting and during the meeting. The basket will contain fabrics, patterns, and other assorted *black and white* themed treats. The drawing will be at the end of the meeting. Tickets are \$1 or 6 for \$5.



## NEW IN 2016!! Featured Quilter and Trunk Show


In 2016, the Westerville Quilt Guild will showcase three of our talented members. The Featured Quilters and their stories and quilts are:

- March 22 Primitive and Civil War Quilts, Vickie Mills
- June 28 Contemporary Eclectic Quilts, JoAnne Guthrie-Hurst
- October 25 Quirky Quilts, Becky Dickson



## WQG Rolling Library

Please remember that we are starting the Rolling Library. If you have any books, patterns, or magazines that you would like to donate, please bring them to the January meeting and give them to DeeAnn Haworth, Marilyn Murray or Sue Meek. This will be an ongoing donation, so any-time you get tired of a book, etc. just bring it to the next meeting.



## Westerville Quilt Guild Sunshine Committee

If you know of a member who is sick, has had surgery, or has had a death in the family, please contact

**Christina Sidebottom** who will send a card.  
E-mail: o-side@att.net, telephone: 614-895-9820 (home) / 614-208-2857 (cell).

## 2015 Program Sneak Peek



### February 23, 2016 DeeAnn Haworth, President-of-the-Month



#### Let's Get Acquainted & 2016 Preview

The February meeting is going to be a "getting to know you" meeting along with a preview of the upcoming meetings for 2016. **If you are a President of the Month this year, please plan on giving a short preview (3-5 minutes) of what will be happening at your meeting.**

### March 22, 2016 Becky Stains & Vicki Melvin, Presidents-of-the-Month

#### Quilt Shows & Judging

Learn from the experts, Lenore Melia (Ohio State Fair) and Marty Rigo (Franklin County Fair), about entering your quilts in state and county fair quilt competitions.



## Fat Quarter Raffle!

This month's theme is *Valentines!* Bring your fat quarter(s) in order to participate!



## Food Pantry Donations at Holiday Meeting

At our holiday meeting, 75 cans of fruit and 65 boxes/bags of cereal were collected for the Westerville Area Resource Ministry (WARM). Patti Keene, WARM Pantry Services, responded to WQG's generosity: "Thank you so much! What a great collection! You are helping piece together great meals for our clients."

## Service Committee



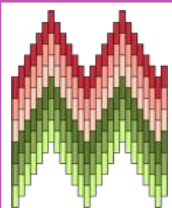
The Guild turned in a total of 668 pillowcases in 2015! Wow incredible! Special recognition goes to our gem of a lady - Emerald who stitched up 180 pillowcases - Thanks Emerald!

This year I challenge our group to reach a goal of 750 pillowcases.

We will also continue to turn in any Fidget Quilts and Blankets for Veterans. Keep on stitching!



Thanks — Aggie Peterson



## No Measure Bargello February Workshops

### Limited Spots Still Available!

There are still some openings available for the two *No Measure Bargello Workshops* at Red Rooster Quilts:

- Tuesday, February 9, (rescheduled from 1/12), 10 AM to 4 PM
- Tuesday, February 9 & 16, 6 PM to 9 PM


Cost is \$23.00. The *No Measure Bargello* quilt pattern ([www.cozyquilt.com](http://www.cozyquilt.com)) is directly available at Red Rooster. For more information, contact [vickimelvin@netzero.com](mailto:vickimelvin@netzero.com).

Check out the Cozy Quilt website ([www.cozyquilt.com](http://www.cozyquilt.com)) for pattern information and to view a YouTube video.



## James Stitching Sisters Moves to Westerville

Due to the generosity of the property owner, Tim Foley, the [James Stitching Sisters](http://www.jamesstitchingsisters.com) is now located at 635 Brooksedge Blvd, Westerville. In eleven years, with their army of volunteer quilters, the James Stitching Sisters has produced over 10,000 quilts for cancer patients.



## Share a Square and Win a Bunch Block Raffles

Just in time for Valentine's Day, the first 2016 Fun with Fabric block raffle will be held at our January meeting. Members may submit one or two blocks for the raffle. Here's the scoop:

### 12 ½" (finish at 12") heart block

Prewashed scrappy reds and/or pink fabrics for the heart with Kona white (#791-2454) as the background

Note: The heart block pattern was published in the November/December 2015 WQG newsletter. And it's on page 4 too!

<http://web.archive.org/web/20120224065028/http://www.brandywinevlyquilters.org/bvqsbomfeb3.htm>

## 10th Anniversary Quilt & Quilt Blocks

We will be unveiling the 10th Anniversary Quilt at the January meeting. A special thanks to all who helped plan it, make blocks for it, and put it together.

*Planning and designing:* Jayne Godsey, Daleen Dotson, Emerald McClagherty, Barbara Vance and DeeAnn Haworth

*Making the beautiful machine embroidered label:* Sharon Cowans

*Putting blocks with sashing:* Barbara Vance

*Adding borders:* Jayne Godsey


*Quilting:* Cindy Walton

*Binding and sleeve:* Marilyn Murray

**NOTE:** This is the last chance to buy raffle tickets for the 10th Anniversary Quilt Blocks. The drawing will be at the end of the evening at the January meeting. Tickets are \$3 each or 10 for \$25.

## January 2016 Heart Raffle Block

Size -- 12" finished (12½" with seam allowance)



Medium scrappy red and/or pink:  
Cut three 3½" squares  
Cut two 3 7/8" squares (for half square triangles)

Dark scrappy red and/or pink:  
Cut three 3½" squares  
Cut two 3 7/8" squares (for half square triangles)

Kona white background (looks light pink in this picture!):  
Cut two 3½" squares  
Cut four 3 7/8" squares (for half square triangles)

With right sides together, pin one 3 7/8" scrappy square and one 3 7/8" (large) white square together, draw a line down the center from opposite corners, stitch ¼" on both sides of the line and then cut between the stitches.

Do the same for the other 3 7/8" scrappy square and the 3 7/8" white square.

Do the same for the two other sets of large dark red squares and white squares.

Looking at the top row of the sample, correctly pin the squares together and stitch. Stitch the remaining rows as seen. Then stitch the rows together.

Keep in mind:

Use 100 % cotton fabrics for the block.

Wash the fabrics before cutting the quilt pattern. Do not use fabrics that bleed or run. Stitch all seams ¼".

Press seams toward the dark fabric unless the pattern dictates otherwise.